

Supplemental Material

Antibody response after vaccination against SARS-CoV-2 in adults with haematological malignancies: a systematic review and meta-analysis

Nico Gagelmann, Francesco Passamonti, Christine Wolschke, Radwan Massoud, Christian Niederwieser, Raissa Adjallé, Barbara Mora, Francis Ayuk, Nicolaus Kröger

Content

Supplemental Table 1. Search query.

Supplemental Table 2. Characteristics.

Supplemental Table 3. Risk of bias assessment.

Supplemental Table 4. Adverse events in % across evaluable studies.

Supplemental Figure 1. Figure 1. Funnel plot of studies assessing antibody response in hematologic malignancies after full vaccination.

Supplemental Figure 2. Overall response after first dose of vaccine.

Supplemental Figure 3. Antibody response after full vaccination according to risk of bias of included studies.

Supplemental Figure 4. Antibody response after full vaccination according to type of mRNA vaccine in haematological malignancies.

Supplemental Antibody response after full vaccination according to remission.

Supplemental Figure 6. Antibody response after full vaccination according to history of COVID-19.

Supplemental Figure 7. Antibody response after full vaccination according to haematopoietic cell transplantation.

Supplemental Figure 8. Antibody response after full vaccination for CAR-T therapy.

Supplemental Figure 9. Antibody response after full vaccination for active or no treatment.

Supplemental Figure 10. Antibody response after full vaccination for to anti-CD20 therapy.

Supplemental Figure 11. Antibody response after full vaccination for BTK inhibitor therapy.

Supplemental Figure 12. Antibody response after full vaccination for venetoclax therapy.

Supplemental Figure 13. Antibody response after full vaccination for anti-CD38 therapy.

Supplemental Figure 14. Antibody response after full vaccination for chemotherapy.

Supplemental Figure 15. Efficacy.

Supplemental Figure 16. Meta-regression on the effect of age.

Supplemental Table 1. Search query.

((SARSCOV2[Title/Abstract] OR covid[Title/Abstract] OR 2019 novel coronavirus[Title/Abstract] OR COVID19[Title/Abstract] OR COVID-19[Title/Abstract] OR SARS-CoV-2[Title/Abstract] OR 2019-nCoV[Title/Abstract] OR coronavirus disease 2019[Title/Abstract] OR coronavirus disease-19[Title/Abstract]) AND (cancer[Title/Abstract] OR hematologic*[Title/Abstract] OR leukemia[Title/Abstract] OR leukaemia[Title/Abstract] OR myeloma[Title/Abstract] OR lymphoma[Title/Abstract] OR myeloproliferative[Title/Abstract] OR myelodysplastic syndrome*[Title/Abstract] OR myelofibrosis[Title/Abstract] OR transplantation[Title/Abstract] OR chimeric antigen[Title/Abstract] OR cellular therapy[Title/Abstract] OR CART[Title/Abstract] OR allogeneic[Title/Abstract] OR autologous[Title/Abstract] OR stem cell transplantation[Title/Abstract] OR haematologic*[Title/Abstract])) AND (vaccin*[Title/Abstract] OR BNT162b2[Title/Abstract] OR AZD1222[Title/Abstract] OR mRNA-1273[Title/Abstract] OR Ad26.COV2.S[Title/Abstract] OR ChAdOx1*[Title/Abstract])

Supplemental Table 2. Study characteristics.

Study	N	Vaccine	Dose	Disease	HCT/ CAR-T	Control	Assay	Median age, years	Median follow-up, days
Kastritis et al.	177	BNT162b2, AZD1222	1 st	Amyloidosis	None	Healthy	GenScript	62	22
Ehmsen et al.	424	BNT162b2, mRNA-1273	2 nd	CLL, MM, Lymphoma	54	Solid cancer	AdviseDx, Abbott	72	55
Thakkar et al.	201	BNT162b2, mRNA-1273, Ad26.COVS.S	2 nd or 1 st	Lymphoid, myeloid, MM	26/3	Solid cancer, healthy	AdviseDx Abbott	67	50
Monin et al.	151	BNT162b2	1 st + 2 nd	Lymphoid, myeloid, MM, MPN	NR	Solid cancer, healthy	Jackson	73	22
Addeo et al.	131	BNT162b2, mRNA-1273	1 st + 2 nd	Lymphoid, MM, MPN	NR	Solid cancer	Elecsys	63	50
Maneikis et al.	953	BNT162b2	1 st + 2 nd	Lymphoid, myeloid, MM, MPN	314	Matched healthy	Abbott Architect	65	94
Iacono et al.	36	BNT162b2	2 nd	NS (>80 years)	NR	Solid cancer	Abbott Alinity	82	NR
Gurion et al.	162	BNT162b2	2 nd	Lymphoma	NR	None	AdviseDx Abbott	65	14-42 after 2 nd dose
Gavriatopoulou et al.	271	BNT162b2, AZD1222	1 st	WM, CLL, NHL	NR	Healthy	GenScript	75	22
Herishanu et al.	219	BNT162b2	2 nd	CLL	NR	Matched healthy	Elecsys	71	75
Roeker et al.	44	BNT162b2, mRNA-1273	2 nd	CLL	NR	None	Liason	71	50
Benjamini et al.	373	BNT162b2	2 nd	CLL	NR	None	AdviseDx,	70	40

							Abbott		
Parry et al.	356	BNT162b2, AZD1222	1 st + 2 nd	CLL	NR	Matched healthy	DBS	69	50
Herzog Tzarfati et al.	423	BNT162b2	2 nd	Lymphoid, myeloid, MM, MPN	21	Matched healthy	DiaSorin	71	63
Malard et al.	225	BNT162b2	1 st + 2 nd	Lymphoid, myeloid, CLL, MM, MPN	82/1	Healthy	Abbott Alinity	68	52
Agha et al.	67	BNT162b2, mRNA-1273	2 nd	Lymphoid, myeloid, CLL, MM	1	None	Beckman Coulter	72	51
Benda et al.	259	BNT162b2	1 st + 2 nd	Lymphoid, myeloid, CLL, MM, WM	20	Solid cancer	Elecsys	65	49
Greenberger et al.	1445	BNT162b2, mRNA-1273	2 nd	Lymphoid, myeloid, CLL, MM, WM	73/12	None	Elecsys	66	35
Ghione et al.	287	BNT162b2, mRNA-1273	2 nd	Lymphoma, MM	NR	Healthy	Platelia	70	14-56 after final dose
Lim et al.	129	BNT162b2, AZD1222	1 st + 2 nd	Lymphoma	15	Healthy	Meso Scale Discovery	67 NHL, 46 HL	14-28 days after 2 nd dose
Pimpinelli et al.	128	BNT162b2	1 st + 2 nd	MM, MPN	NR	Healthy	Liaison	72	35
Terpos et al.	152	BNT162b2	1 st	MM	NR	Healthy		83	22
Van Oekelen et al.	320	BNT162b2, mRNA-1273	2 nd	MM	165/23	None	Sero-Klir Kantaro	68	51
Stampfer et al.	168	BNT162b2, mRNA-1273	1 st + 2 nd	MM	NR	Matched	Sino	68	50

						healthy	Biological		
Terpos et al.	502	BNT162b2, AZD1222	1 st + 2 nd	MM	NR	Matched healthy	GenScript	74	28 post 2 nd BNT162b2 or 49 post 1 st AZD1222
Bird et al.	93	BNT162b2, AZD1222	1 st	MM	77	None	Ortho Clinical Diagnostics	67	33
Ghandili et al.	82	BNT162b2, mRNA-1273, AZD1222	1 st	MM	NR	None	Liaison	67	25
Avivi et al.	235	BNT162b2	2 nd	MM	96	Healthy	Elecsys	70	107
Pimpinelli et al.	42	BNT162b2	2 nd	MPN		None	Liason	72	35
Caocci et al.	20	BNT162b2	2 nd	Myelofibrosis		None	Liason	68	107
Ram et al.	80	BNT162b2	2 nd	Lymphoid, myeloid, MPN	66/14	None	Elecsys	65	35
Ali et al.	113	BNT162b2, mRNA-1273	1 st + 2 nd	Lymphoid, myeloid, MPN	113	None	NR	66	40
Easdale et al.	55	BNT162b2, AZD1222	1 st	Lymphoid, myeloid, MPN	55	None	Ortho Clinical Diagnostics	50	NR
Dhakal et al.	130	BNT162b2, mRNA-1273, Ad26.COVS.S	2 nd or 1 st	Lymphoid, myeloid, MM, MPN	116/14	None	Euroimmun	64	NR, at least 14 after 2 nd dose
Redjoul et al.	88	BNTB162b2	2 nd	Lymphoid, myeloid	88	None	Abbott	60	84
Mairhofer et al.	116	BNT162b2, mRNA-1273	2 nd	Lymphoid, myeloid, MM,	NR	Solid cancer, healthy	Abbott	66	51

				MPN					
Chung et al.	620	BNT162b2, mRNA-1273	2 nd	Lymphoid, myeloid, MM	NR	Healthy	AdviseDx, Abbott	65	90
Del Poeta et al.	46	BNT162b2	2 nd	CLL	NR	None	Maglumi	70	48
Jurgens et al.	102	BNT162b2, mRNA-1273	2 nd	Lymphoid		Healthy	NR	71	47
Perry et al.	214	BNT162b2	2 nd	Lymphoid	NR	Healthy	Elecsys	64	95
Tamari et al.	271	BNT162b2, mRNA-1273	2 nd	Lymphoid, myeloid, MM, MPN	217	Healthy	AdviseDx, Abbott	66	90
Terpos et al.	346	BNT162b2	2 nd	Lymphoid	NR	Healthy	GenScript	65	50
Ollila et al.	160	BNT162b2, mRNA-1273, Ad26.COVS.S	2 nd or 1 st	Lymphoid, myeloid, MM	NR	None	AdviseDx Abbott	72	56
Peeters et al.	240	BNT162b2	1 st + 2 nd	Lymphoid, myeloid	11	Solid cancer, healthy	Wantai	61	50
Harrington et al.	16	BNT162b2	1 st	CLL	None	None	Miltenyi	45	21
Harrington et al.	21	BNT162b2	1 st	MPN	None	None	Miltenyi	55	21
Marchesi et al.	218	BNT162b2	2 nd	MPN, MM, NHL	NR	Healthy	Dia.pro	68	84
Le Bourgeois et al.	117	BNT162b2	1 st + 2 nd	Myeloid, lymphoid	117	None	Roche	57	58
Gastinne et al.	58	BNT162b2	1 st + 2 nd	Lymphoid	23	None	Roche		77
Abbreviations: MM, multiple myeloma; MPN, myeloproliferative neoplasms; CLL, chronic lymphocytic leukemia; HCT, haematopoietic cell transplantation; CAR-T, chimeric antigen receptor T cell therapy; NHL, non-Hodgkin lymphoma; WM, Waldenström's macroglobulinemia; HL, Hodgkin's lymphoma; NHL, non-Hodgkin's lymphoma; NR, not reported.									

Supplemental Table 3. Risk of bias assessment.¹

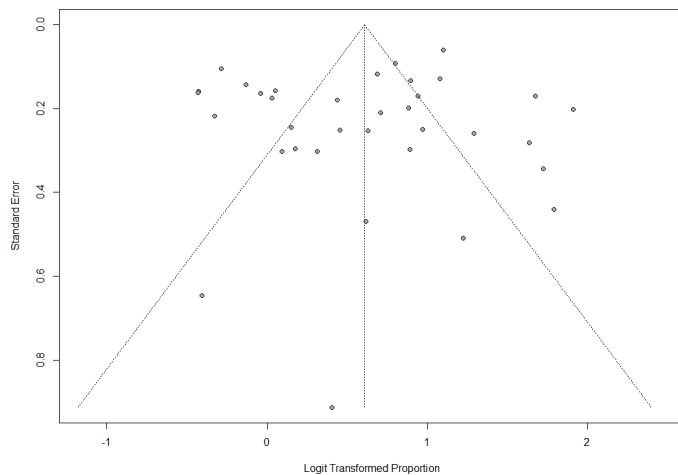
Study	Patient selection (1)	Ascertainment (2)	Causality (4)	Reporting (1)	Risk
Kaстрitis et al. ²	1	2	4	1	Low
Ehmsen et al. ³	1	2	4	1	Low
Thakkar et al. ⁴	1	2	4	1	Low
Monin et al. ⁵	1	2	4	1	Low
Addeo et al. ⁶	1	2	4	1	Low
Iacono et al. ⁷	1	2	2	0	Moderate
Gurion et al. ⁸	1	2	4	1	Low
Gavriatopoulou et al. ⁹	1	2	4	0	Low
Herishanu et al. ¹⁰	1	2	4	1	Low
Roeker et al. ¹¹	1	2	4	1	Low
Benjamini et al. ¹²	1	2	4	1	Low
Parry et al. ¹³	1	2	4	1	Low
Herzog Tzarfati et al. ¹⁴	1	2	4	1	Low
Malard et al. ¹⁵	1	2	4	0	Low
Agha et al. ¹⁶	0	1	4	0	Moderate
Benda et al. ¹⁷	1	2	4	1	Low
Greenberger et al. ¹⁸	1	2	4	1	Low
Ghione et al. ¹⁹	0	2	3	0	Moderate
Lim et al. ²⁰	1	2	4	1	Low
Pimpinelli et al. ²¹	1	2	2	0	Moderate
Terpos et al. ²²	1	2	4	1	Low
Van Oekelen et al. ²³	1	2	4	1	Low
Stampfer et al. ²⁴	1	2	4	1	Low
Terpos et al. ²⁵	1	2	4	1	Low
Bird et al. ²⁶	1	2	4	1	Low
Ghandili et al. ²⁷	1	1	3	0	Moderate
Pimpinelli et al. ²⁸	1	2	3	0	Moderate
Caocci et al. ²⁹	1	2	3	0	Moderate
Ram et al. ³⁰	1	2	4	1	Low
Ali et al. ³¹	1	2	4	1	Low
Easdale et al. ³²	1	2	4	1	Low
Dhokal et al. ³³	1	2	4	1	Low
Maneikis et al. ³⁴	1	2	4	1	Low
Redjoul et al. ³⁵	1	2	4	1	Low

Mairhofer et al. ³⁶	1	2	4	0	Low
Chung et al. ³⁷	1	2	4	0	Low
Del Poeta et al. ³⁸	1	2	2	0	Moderate
Jurgens et al. ³⁹	0	2	4	0	Moderate
Perry et al. ⁴⁰	1	2	4	1	Low
Tamari et al. ⁴¹	1	2	4	1	Low
Terpos et al. ⁴²	1	2	4	1	Low
Ollila et al. ⁴³	1	2	4	1	Low
Avivi et al. ⁴⁴	1	2	4	1	Low
Gastinne et al. ⁴⁵	1	2	4	1	Low
Le Bourgeois et al. ⁴⁶	1	2	4	1	Low
Harrington et al. ⁴⁷	1	2	4	1	Low
Peeters et al. ⁴⁸	1	2	4	1	Low
Marchesi et al. ⁴⁹	1	2	3	0	Moderate
Harrington et al. ⁵⁰	1	2	4	1	Low

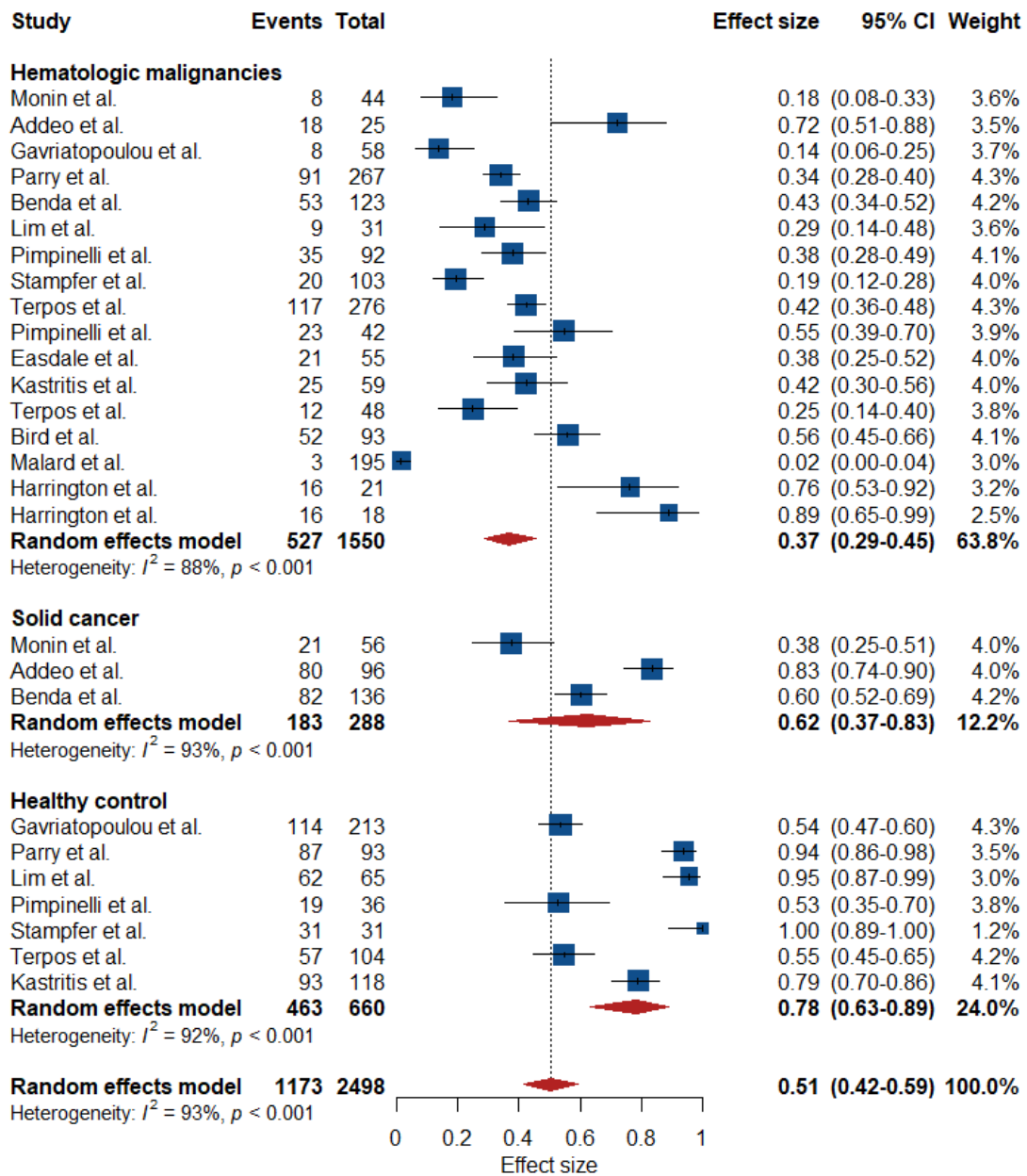
Supplemental Table 4. Adverse events in % across evaluable studies.

Study	Local	Weakness	Headache	Fever	Muscle pain
1st dose					
Monin et al. ⁵	21	17	10	0	6
Thakkar et al. ⁴	35	2	0	6	10
Herishanu et al. ¹⁰	30	8	7	4	3
Terpos et al. ²⁵	33	13	NR	NR	13
Benda et al. ¹⁷	32	12	7	1	2
Pimpinelli et al. ²¹	30	5	1	0	1
Ram et al. ³⁰		4	6	1	4
Ali et al. ³¹	40	15		5	8
Malard et al. ¹⁵	42	22	7	3	12
2nd dose					
Thakkar et al. ⁴	30	6		12	14
Herishanu et al. ¹⁰	34	9	5	7	5
Benjamini et al. ¹²				8	4
Benda et al. ¹⁷	15	18	10	6	7
Pimpinelli et al. ²¹	26	1	2	3	16
Terpos et al. ²⁵	31	21	NR	NR	21
Ram et al. ³⁰	NR	11	11	3	4
Malard et al. ¹⁵	25	19	NR	NR	17
Avivi et al. ⁴⁴	43	16	11	5	10
Ali et al. ³¹	44	30	NR	4	30
Mairhofer et al. ³⁶	NR	19	NR	23	NR
Perry et al. ⁴⁰	37	20	10	7	9

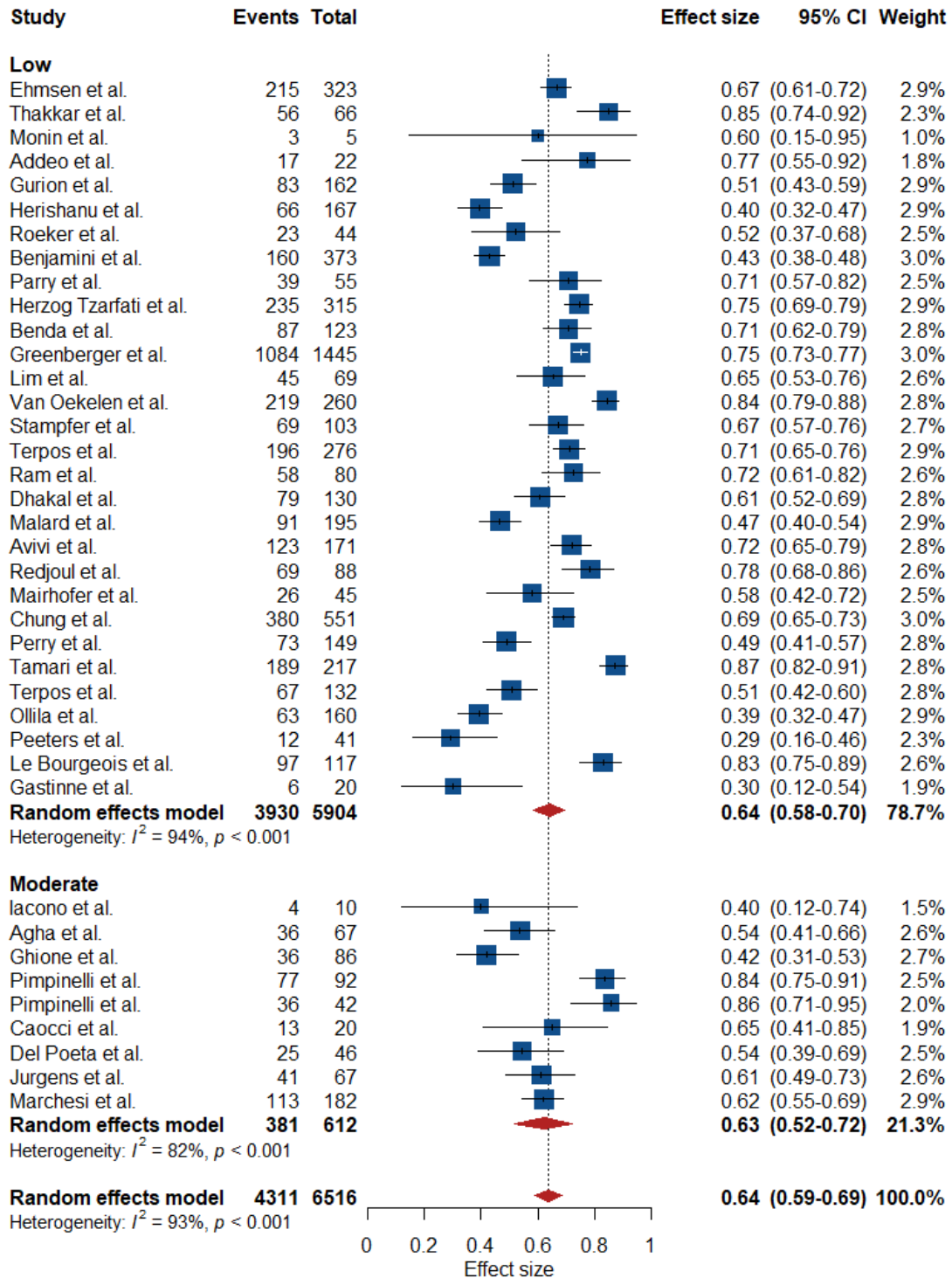
Supplemental Figure 1. Funnel plot of studies assessing antibody response in hematologic malignancies after full vaccination.



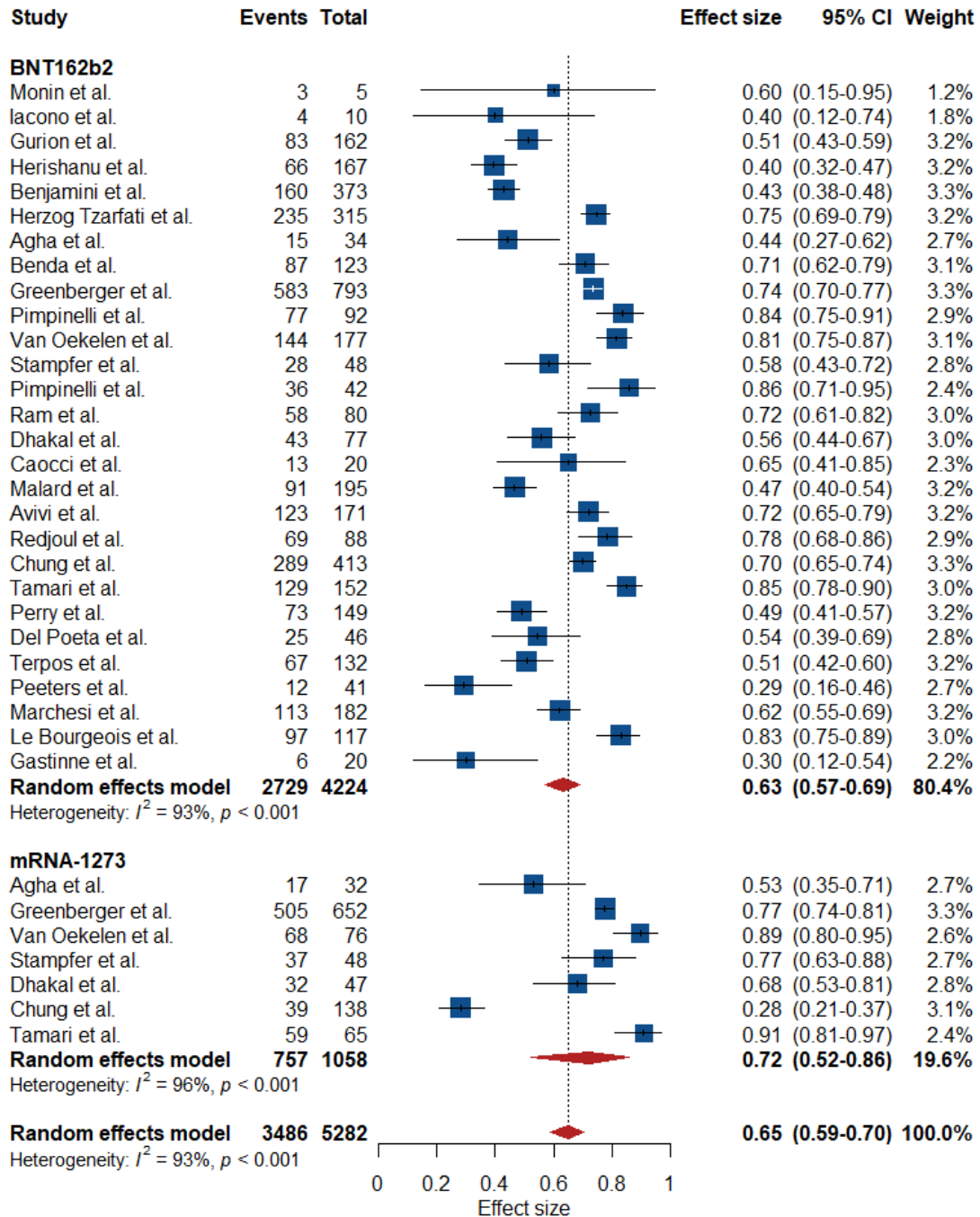
Supplemental Figure 2. Overall response after 1st dose of vaccine.



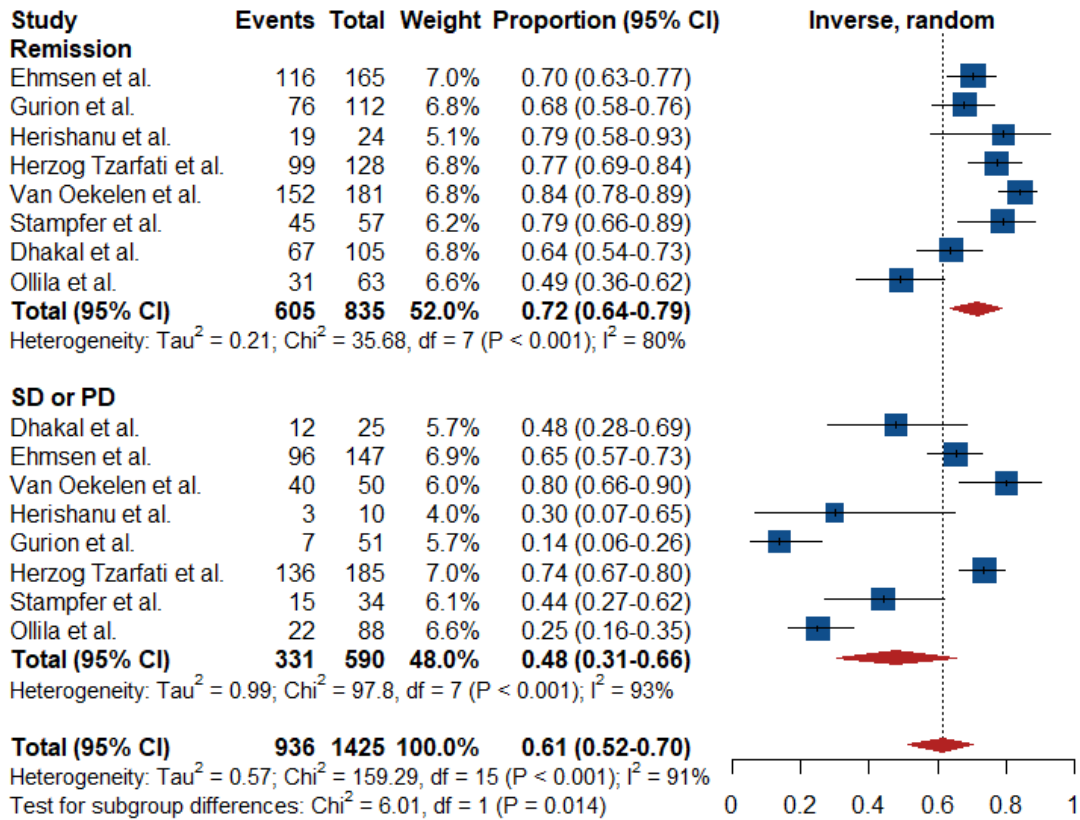
Supplemental Figure 3. Antibody response after full vaccination according to risk of bias of included studies.



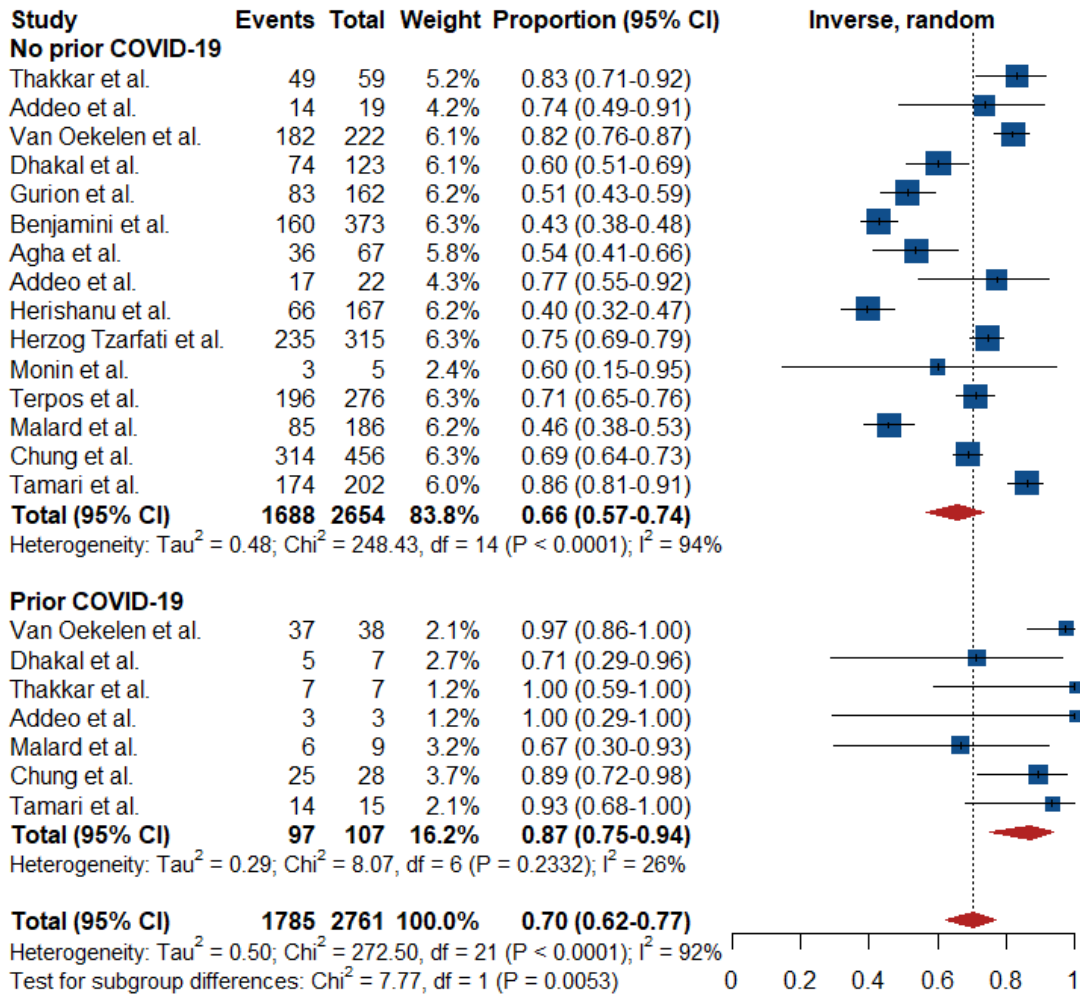
Supplemental Figure 4. Antibody response after full vaccination according to type of mRNA vaccine in haematological malignancies.



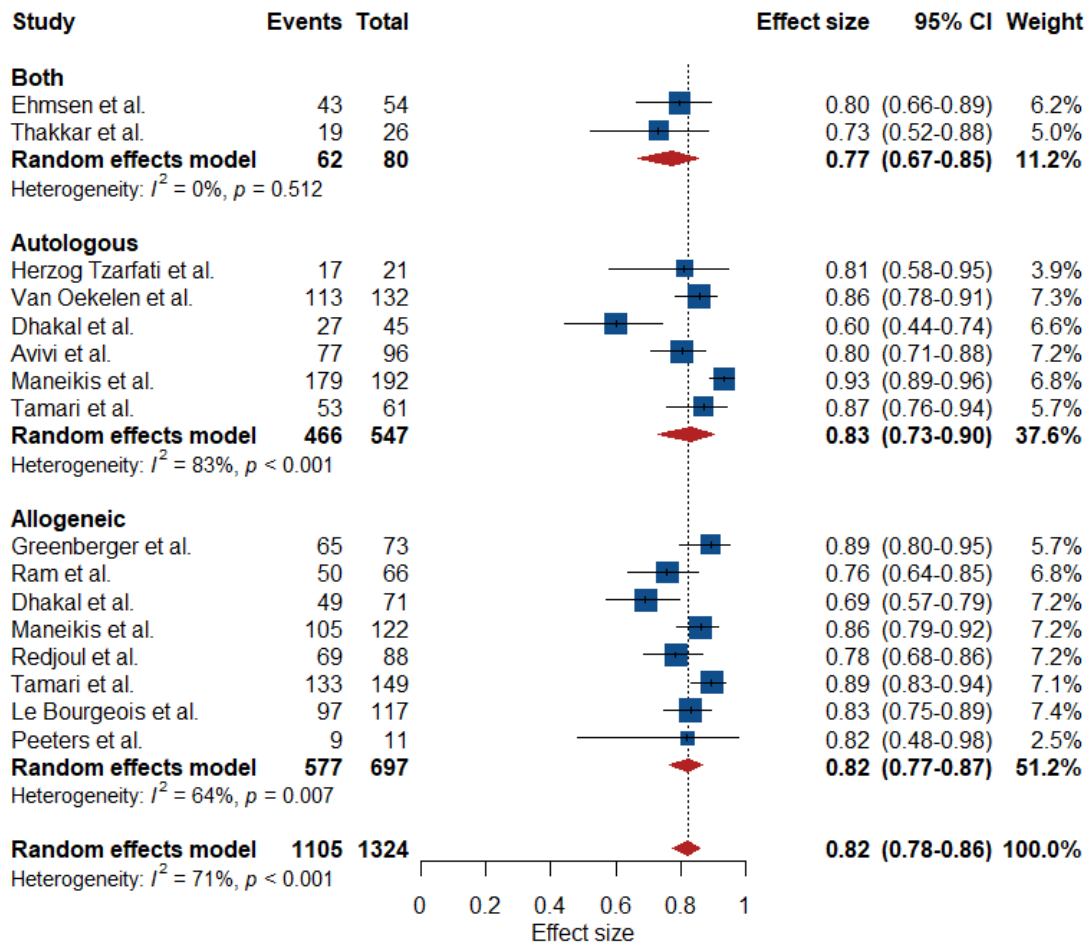
Supplemental Figure 5. Antibody response after full vaccination according to remission.



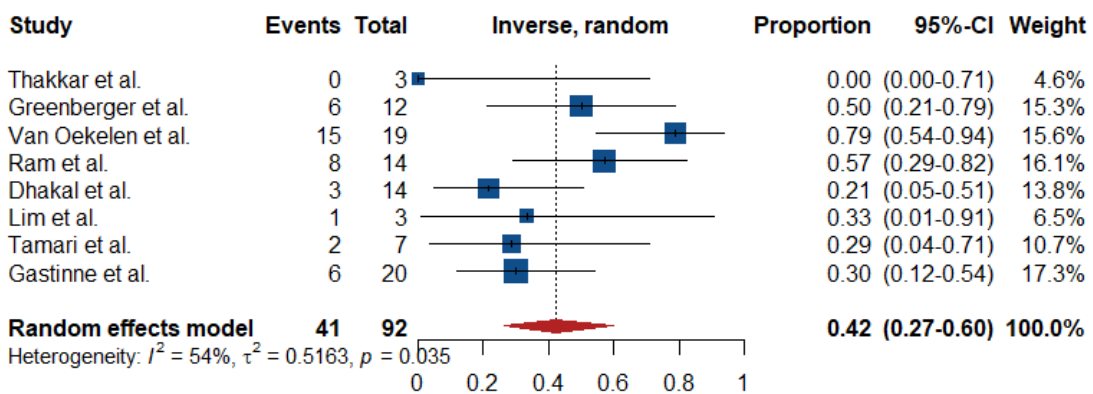
Supplemental Figure 6. Antibody response after full vaccination according to history of COVID-19.



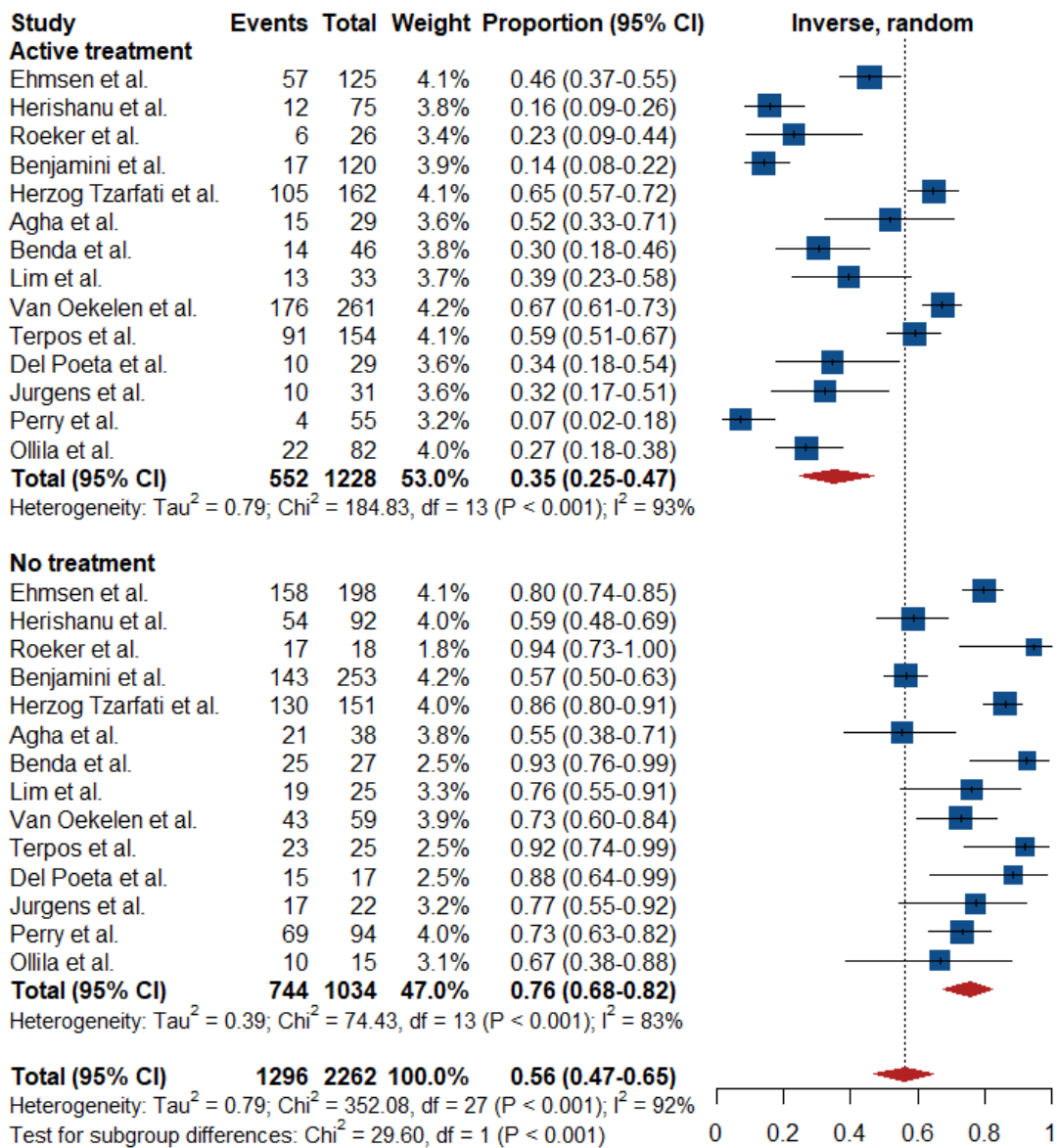
Supplemental Figure 7. Antibody response after full vaccination in haematopoietic cell transplantation.



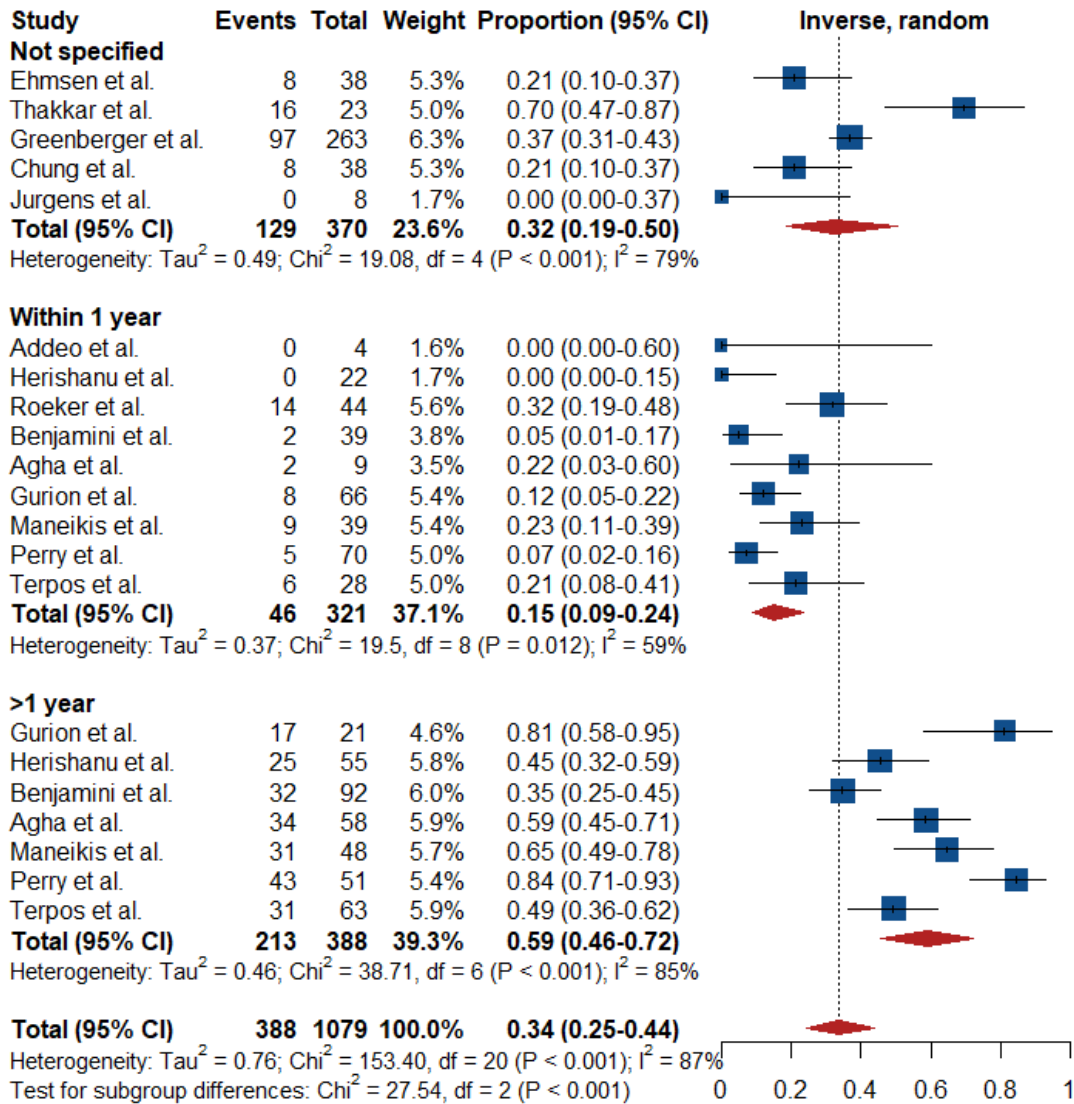
Supplemental Figure 8. Antibody response after full vaccination in CAR-T.



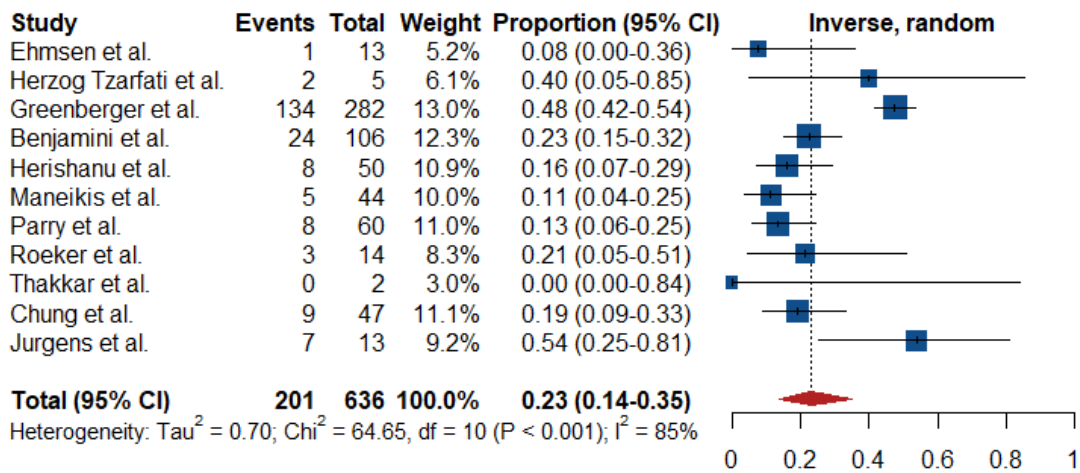
Supplemental Figure 9. Antibody response after full vaccination according to active or no treatment.



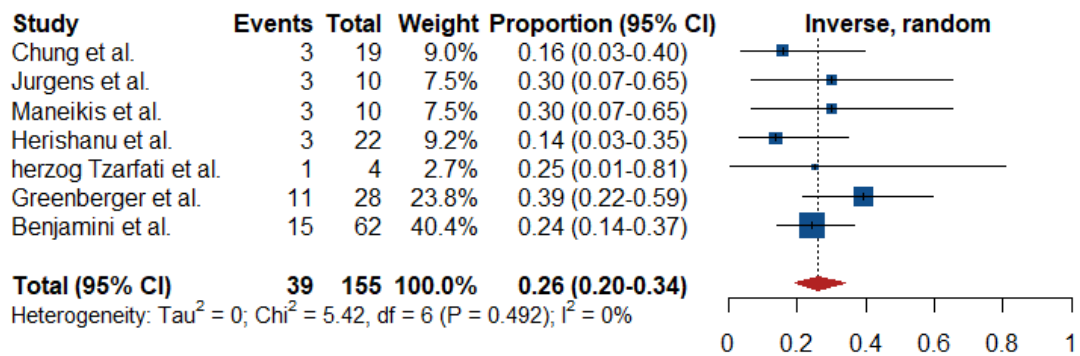
Supplemental Figure 10. Antibody response after full vaccination according to anti-CD20 therapy.



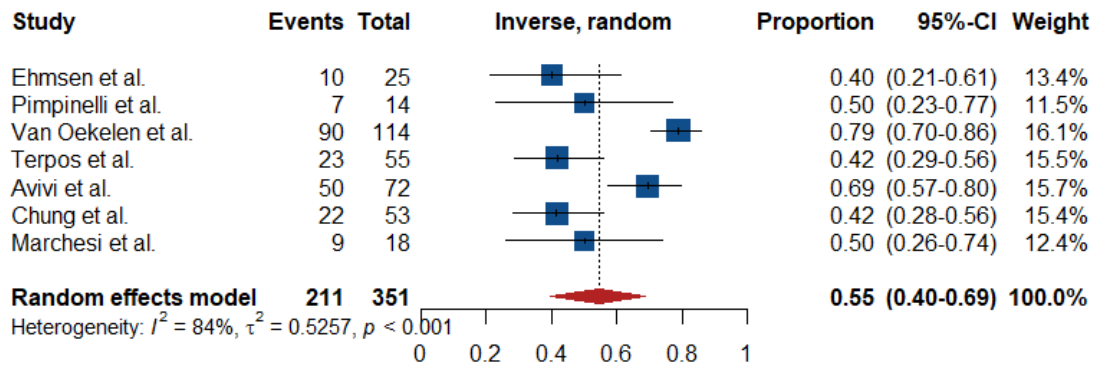
Supplemental Figure 11. Antibody response after full vaccination in BTK inhibitor therapy.



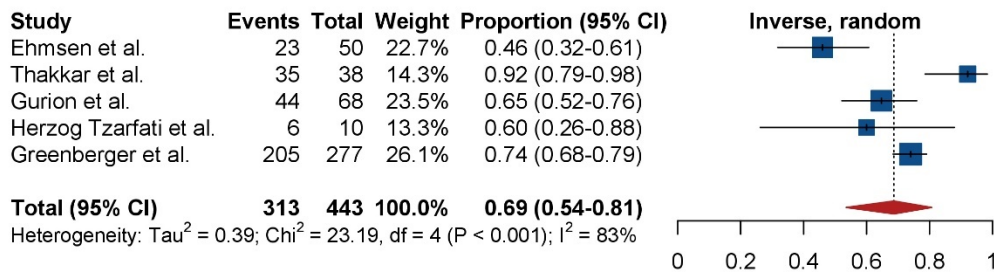
Supplemental Figure 12. Antibody response after full vaccination in venetoclax therapy.



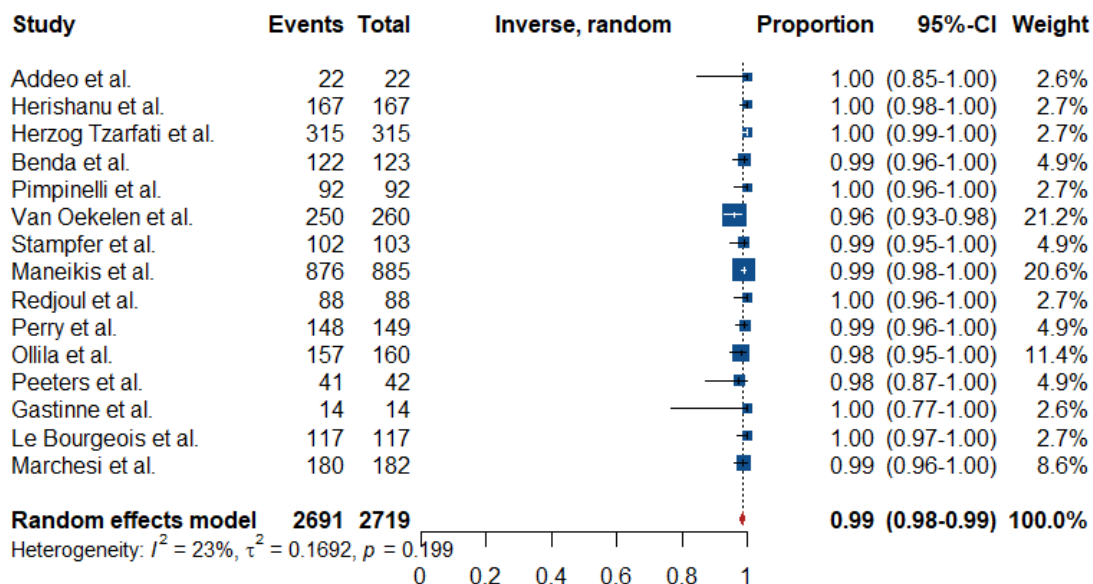
Supplemental Figure 13. Antibody response after full vaccination in anti-CD38 therapy.



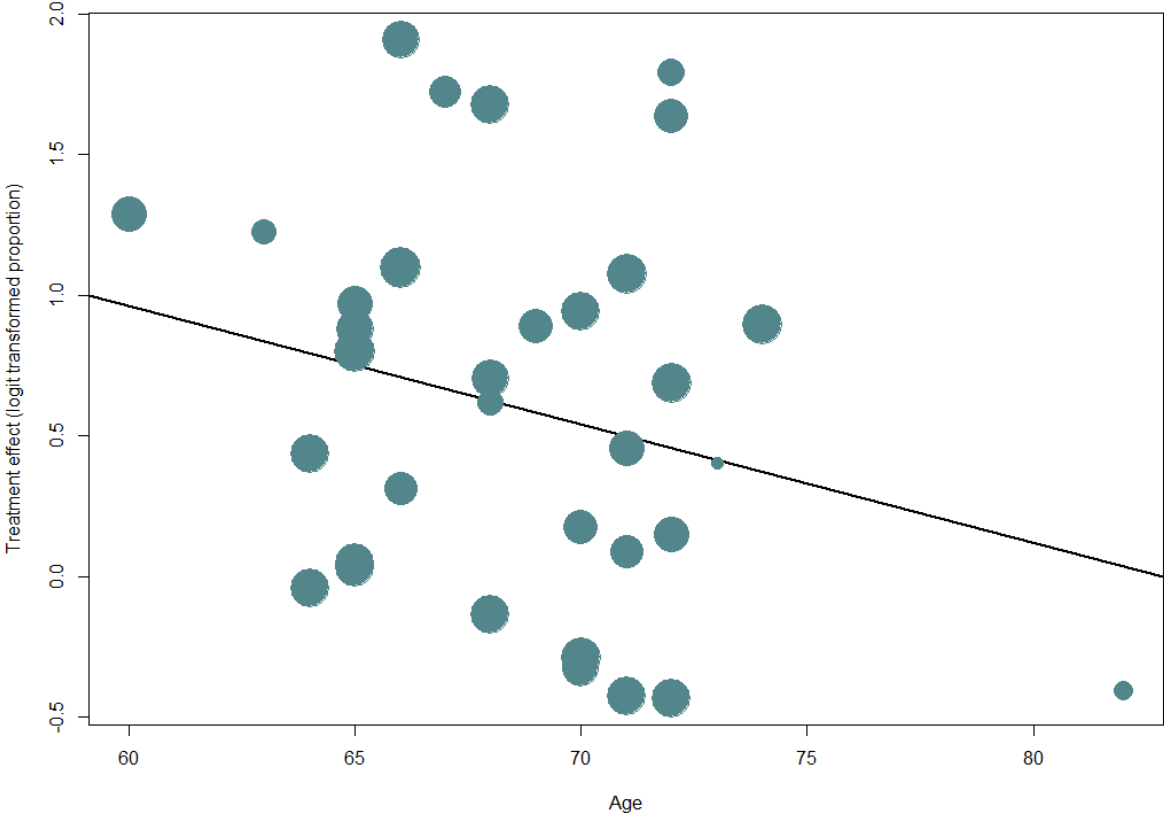
Supplemental Figure 14. Antibody response after full vaccination in chemotherapy.



Supplemental Figure 15. Efficacy.



Supplemental Figure 16. Meta-regression on the effect of age.



References

- 1 Murad MH, Sultan S, Haffar S, Bazerbachi F. Methodological quality and synthesis of case series and case reports. *BMJ Evid Based Med* 2018; **23**: 60–63. <https://doi.org/10.1136/bmjebm-2017-110853>.
- 2 Kastritis E, Terpos E, Sklirou A, et al. Antibody Response After Initial Vaccination for SARS-CoV-2 in Patients With Amyloidosis. *Hemasphere* 2021; **5**: e614. <https://doi.org/10.1097/HS9.0000000000000614>.
- 3 Ehmsen S, Asmussen A, Jeppesen SS, et al. Antibody and T cell immune responses following mRNA COVID-19 vaccination in patients with cancer. *Cancer Cell* 2021; **39**: 1034–36. <https://doi.org/10.1016/j.ccell.2021.07.016>.
- 4 Thakkar A, Gonzalez-Lugo JD, Goradia N, et al. Seroconversion rates following COVID-19 vaccination among patients with cancer. *Cancer Cell* 2021; **39**: 1081-1090.e2. <https://doi.org/10.1016/j.ccell.2021.06.002>.
- 5 Monin L, Laing AG, Muñoz-Ruiz M, et al. Safety and immunogenicity of one versus two doses of the COVID-19 vaccine BNT162b2 for patients with cancer: interim analysis of a prospective observational study. *The Lancet Oncology* 2021; **22**: 765–78. [https://doi.org/10.1016/S1470-2045\(21\)00213-8](https://doi.org/10.1016/S1470-2045(21)00213-8).
- 6 Addeo A, Shah PK, Bordry N, et al. Immunogenicity of SARS-CoV-2 messenger RNA vaccines in patients with cancer. *Cancer Cell* 2021; **39**: 1091-1098.e2. <https://doi.org/10.1016/j.ccell.2021.06.009>.
- 7 Iacono D, Cerbone L, Palombi L, et al. Serological response to COVID-19 vaccination in patients with cancer older than 80 years. *J Geriatr Oncol* 2021. <https://doi.org/10.1016/j.jgo.2021.06.002>.
- 8 Gurion R, Rozovski U, Itchaki G, et al. Humoral serologic response to the BNT162b2 vaccine is abrogated in lymphoma patients within the first 12 months following treatment with anti-CD20 antibodies. *Haematologica* 2021. <https://doi.org/10.3324/haematol.2021.279216>.
- 9 Gavriatopoulou M, Terpos E, Kastritis E, et al. Low neutralizing antibody responses in WM, CLL and NHL patients after the first dose of the BNT162b2 and AZD1222 vaccine. *Clin Exp Med* 2021. <https://doi.org/10.1007/s10238-021-00746-4>.
- 10 Herishanu Y, Avivi I, Aharon A, et al. Efficacy of the BNT162b2 mRNA COVID-19 vaccine in patients with chronic lymphocytic leukemia. *Blood* 2021; **23**: 3165–73.
- 11 Roeker LE, Knorr DA, Thompson MC, et al. COVID-19 vaccine efficacy in patients with chronic lymphocytic leukemia. *Leukemia* 2021. <https://doi.org/10.1038/s41375-021-01270-w>.

- 12 Benjamini O, Rokach L, Itchaki G, et al. Safety and efficacy of BNT162b mRNA Covid19 Vaccine in patients with chronic lymphocytic leukemia. *Haematologica* 2021. <https://doi.org/10.3324/haematol.2021.279196>.
- 13 Parry H, McIlroy G, Bruton R, et al. Antibody responses after first and second Covid-19 vaccination in patients with chronic lymphocytic leukaemia. *Blood Cancer J* 2021; **11**: 136. <https://doi.org/10.1038/s41408-021-00528-x>.
- 14 Herzog Tzarfati K, Gutwein O, Apel A, et al. BNT162b2 COVID-19 vaccine is significantly less effective in patients with hematologic malignancies. *Am J Hematol* 2021. <https://doi.org/10.1002/ajh.26284>.
- 15 Malard F, Gaugler B, Gozlan J, et al. Weak immunogenicity of SARS-CoV-2 vaccine in patients with hematologic malignancies. *Blood Cancer J.* 2021; **11**. <https://doi.org/10.1038/s41408-021-00534-z>.
- 16 Agha ME, Blake M, Chilleo C, Wells A, Haidar G. Suboptimal Response to Coronavirus Disease 2019 Messenger RNA Vaccines in Patients With Hematologic Malignancies: A Need for Vigilance in the Postmasking Era. *Open Forum Infect Dis* 2021; **8**: ofab353. <https://doi.org/10.1093/ofid/ofab353>.
- 17 Benda M, Mutschlechner B, Ulmer H, et al. Serological SARS-CoV-2 antibody response, potential predictive markers and safety of BNT162b2 mRNA COVID-19 vaccine in haematological and oncological patients. *Br J Haematol* 2021. <https://doi.org/10.1111/bjh.17743>.
- 18 Greenberger LM, Saltzman LA, Senefeld JW, Johnson PW, DeGennaro LJ, Nichols GL. Antibody response to SARS-CoV-2 vaccines in patients with hematologic malignancies. *Cancer Cell* 2021; **39**: 1031–33. <https://doi.org/10.1016/j.ccell.2021.07.012>.
- 19 Ghione P, Gu JJ, Attwood K, et al. Impaired humoral responses to COVID-19 vaccination in patients with lymphoma receiving B-cell directed therapies. *Blood* 2021. <https://doi.org/10.1182/blood.2021012443>.
- 20 Lim SH, Campbell N, Johnson M, et al. Antibody responses after SARS-CoV-2 vaccination in patients with lymphoma. *The Lancet Haematology* 2021; **8**: e542-e544. [https://doi.org/10.1016/S2352-3026\(21\)00199-X](https://doi.org/10.1016/S2352-3026(21)00199-X).
- 21 Pimpinelli F, Marchesi F, Piaggio G, et al. Fifth-week immunogenicity and safety of anti-SARS-CoV-2 BNT162b2 vaccine in patients with multiple myeloma and myeloproliferative malignancies on active treatment: preliminary data from a single institution. *J Hematol Oncol* 2021; **14**: 81. <https://doi.org/10.1186/s13045-021-01090-6>.
- 22 Terpos E, Gavriatopoulou M, Fotiou D, et al. Poor Neutralizing Antibody Responses in 132 Patients with CLL, NHL and HL after Vaccination against SARS-CoV-2: A Prospective Study. *Cancers (Basel)* 2021; **13**. <https://doi.org/10.3390/cancers13174480>.
- 23 van Oekelen O, Gleason CR, Agte S, et al. Highly variable SARS-CoV-2 spike antibody responses to two doses of COVID-19 RNA vaccination in patients with multiple myeloma. *Cancer Cell* 2021; **39**: 1028–30. <https://doi.org/10.1016/j.ccell.2021.06.014>.

- 24 Stampfer SD, Goldwater M-S, Jew S, et al. Response to mRNA vaccination for COVID-19 among patients with multiple myeloma. *Leukemia* 2021. <https://doi.org/10.1038/s41375-021-01354-7>.
- 25 Terpos E, Gavriatopoulou M, Ntanasis-Stathopoulos I, et al. The neutralizing antibody response post COVID-19 vaccination in patients with myeloma is highly dependent on the type of anti-myeloma treatment. *Blood Cancer J* 2021; **11**: 138. <https://doi.org/10.1038/s41408-021-00530-3>.
- 26 Bird S, Panopoulou A, Shea RL, et al. Response to first vaccination against SARS-CoV-2 in patients with multiple myeloma. *The Lancet Haematology* 2021; **8**: e389-e392. [https://doi.org/10.1016/S2352-3026\(21\)00110-1](https://doi.org/10.1016/S2352-3026(21)00110-1).
- 27 Ghandili S, Schönlein M, Lütgehetmann M, et al. Post-Vaccination Anti-SARS-CoV-2-Antibody Response in Patients with Multiple Myeloma Correlates with Low CD19+ B-Lymphocyte Count and Anti-CD38 Treatment. *Cancers (Basel)* 2021; **13**. <https://doi.org/10.3390/cancers13153800>.
- 28 Pimpinelli F, Marchesi F, Piaggio G, et al. Lower response to BNT162b2 vaccine in patients with myelofibrosis compared to polycythemia vera and essential thrombocythemia. *J Hematol Oncol* 2021; **14**: 119. <https://doi.org/10.1186/s13045-021-01130-1>.
- 29 Caocci G, Mulas O, Mantovani D, et al. Ruxolitinib does not impair humoral immune response to COVID-19 vaccination with BNT162b2 mRNA COVID-19 vaccine in patients with myelofibrosis. *Ann Hematol* 2021. <https://doi.org/10.1007/s00277-021-04613-w>.
- 30 Ram R, Hagin D, Kikozashvili N, et al. Safety and Immunogenicity of the BNT162b2 mRNA COVID-19 Vaccine in Patients after Allogeneic HCT or CD19-based CART therapy- A Single-Center Prospective Cohort Study. *Transplant Cell Ther* 2021. <https://doi.org/10.1016/j.jtct.2021.06.024>.
- 31 Ali H, Ngo D, Aribi A, et al. Safety and Tolerability of SARS-CoV2 Emergency-Use Authorized Vaccines for Allogeneic Hematopoietic Stem Cell Transplant Recipients. *Transplant Cell Ther* 2021. <https://doi.org/10.1016/j.jtct.2021.07.008>.
- 32 Easdale S, Shea R, Ellis L, et al. Serologic Responses following a Single Dose of SARS-Cov-2 Vaccination in Allogeneic Stem Cell Transplantation Recipients. *Transplant Cell Ther* 2021. <https://doi.org/10.1016/j.jtct.2021.07.011>.
- 33 Dhakal B, Abedin SM, Fenske TS, et al. Response to SARS-CoV-2 vaccination in patients after hematopoietic cell transplantation and CAR-T cell therapy. *Blood* 2021: doi: 10.1182/blood.2021012769.
- 34 Maneikis K, Šablauskas K, Ringelevičiūtė U, et al. Immunogenicity of the BNT162b2 COVID-19 mRNA vaccine and early clinical outcomes in patients with haematological malignancies in Lithuania: a national prospective cohort study. *The Lancet Haematology* 2021; **8**: e583-e592. [https://doi.org/10.1016/S2352-3026\(21\)00169-1](https://doi.org/10.1016/S2352-3026(21)00169-1).

- 35 Redjoul R, Le Bouter A, Beckerich F, Fourati S, Maury S. Antibody response after second BNT162b2 dose in allogeneic HSCT recipients. *Lancet* 2021; **398**: 298–99. [https://doi.org/10.1016/S0140-6736\(21\)01594-4](https://doi.org/10.1016/S0140-6736(21)01594-4).
- 36 Mairhofer M, Kausche L, Kaltenbrunner S, et al. Humoral and cellular immune responses in SARS-CoV-2 mRNA-vaccinated patients with cancer. *Cancer Cell* 2021; **39**: 1171–72. <https://doi.org/10.1016/j.ccell.2021.08.001>.
- 37 Chung DJ, Shah GL, Devlin SM, Lakshmi VR, Doddi S, Pessin MS. Disease and therapy-specific impact on humoral immune responses to COVID-19 vaccination in hematologic malignancies. *Blood Cancer Discov* 2021: doi: 10.1158/2643-3230.BCD-21-0139.
- 38 Del Poeta G, Bomben R, Polesel J, et al. COVID-19 vaccination: Evaluation of risk for protection failure in chronic lymphocytic leukemia patients. *Hematol Oncol* 2021. <https://doi.org/10.1002/hon.2916>.
- 39 Jurgens EM, Ketas TJ, Zhao Z, et al. Serologic response to mRNA COVID-19 vaccination in lymphoma patients. *Am J Hematol* 2021. <https://doi.org/10.1002/ajh.26322>.
- 40 Perry C, Luttwak E, Balaban R, et al. Efficacy of the BNT162b2 mRNA COVID-19 vaccine in patients with B-cell non-Hodgkin lymphoma. *Blood Adv* 2021; **5**: 3053–61. <https://doi.org/10.1182/bloodadvances.2021005094>.
- 41 Tamari R, Politikos I, Knorr DA, et al. Predictors of Humoral Response to SARS-CoV-2 Vaccination after Hematopoietic Cell Transplantation and CAR T Cell Therapy. *Blood Cancer Discov*: doi: 10.1158/2643-3230.BCD-21-0142.
- 42 Terpos E, Trougakos IP, Gavriatopoulou M, et al. Low neutralizing antibody responses against SARS-CoV-2 in older patients with myeloma after the first BNT162b2 vaccine dose. *Blood* 2021; **137**: 3674–76. <https://doi.org/10.1182/blood.2021011904>.
- 43 Ollila TA, Lu S, Masel R, et al. Antibody Response to COVID-19 Vaccination in Adults With Hematologic Malignant Disease. *JAMA Oncol* 2021. <https://doi.org/10.1001/jamaoncol.2021.4381>.
- 44 Avivi I, Balaban R, Shragai T, et al. Humoral response rate and predictors of response to BNT162b2 mRNA COVID19 vaccine in patients with multiple myeloma. *Br J Haematol* 2021. <https://doi.org/10.1111/bjh.17608>.
- 45 Gastinne T, Le Bourgeois A, Coste-Burel M, et al. Safety and antibody response after one and/or two doses of BNT162b2 Anti-SARS-CoV-2 mRNA vaccine in patients treated by CAR T cells therapy. *Br J Haematol* 2021. <https://doi.org/10.1111/bjh.17818>.
- 46 Le Bourgeois A, Coste-Burel M, Guillaume T, et al. Safety and Antibody Response After 1 and 2 Doses of BNT162b2 mRNA Vaccine in Recipients of Allogeneic Hematopoietic Stem Cell Transplant. *JAMA Netw Open* 2021; **4**: e2126344. <https://doi.org/10.1001/jamanetworkopen.2021.26344>.

- 47 Harrington P, Doores KJ, Radia D, et al. Single dose of BNT162b2 mRNA vaccine against severe acute respiratory syndrome coronavirus-2 (SARS-CoV-2) induces neutralising antibody and polyfunctional T-cell responses in patients with chronic myeloid leukaemia. *Br J Haematol* 2021; **194**: 999–1006. <https://doi.org/10.1111/bjh.17568>.
- 48 Peeters M, Verbruggen L, Teuwen L, et al. Reduced humoral immune response after BNT162b2 coronavirus disease 2019 messenger RNA vaccination in cancer patients under antineoplastic treatment. *ESMO Open* 2021; **6**: 100274. <https://doi.org/10.1016/j.esmoop.2021.100274>.
- 49 Marchesi F, Pimpinelli F, Sperandio E, et al. The 12-week kinetics of anti-SARS-CoV-2 antibodies in different haematological cancers after vaccination with BNT162b2. *Br J Haematol* 2021. <https://doi.org/10.1111/bjh.17821>.
- 50 Harrington P, Lavallade H de, Doores KJ, et al. Single dose of BNT162b2 mRNA vaccine against SARS-CoV-2 induces high frequency of neutralising antibody and polyfunctional T-cell responses in patients with myeloproliferative neoplasms. *Leukemia* 2021. <https://doi.org/10.1038/s41375-021-01300-7>.