

Bone marrow pathologic abnormalities in familial platelet disorder with propensity for myeloid malignancy and germline RUNX1 mutation

Rashmi Kanagal-Shamanna,^{†1} Sanam Loghavi,¹ Courtney D. DiNardo,² L. Jeffrey Medeiros,¹ Guillermo Garcia-Manero,² Elias Jabbour,² Mark J. Roubort,¹ Rajyalakshmi Luthra,¹ Carlos E. Bueso-Ramos¹ and Joseph D. Khoury^{†1}

¹Department of Hematopathology and ²Department of Leukemia, The University of Texas M.D. Anderson Cancer Center, Houston, TX, USA

©2017 Ferrata Storti Foundation. This is an open-access paper. doi:10.3324/haematol.2017.167726

Received: March 17, 2017.

Accepted: June 20, 2017.


Pre-published: June 28, 2017.

Correspondence: rkanagal@mdanderson.org or jkhoury@mdanderson.org

Supplementary Figure S1. Pedigrees of the FPDMM families A-C. Within the pedigrees, squares represent males; circles, females; the color legends for *RUNX1* mutation, thrombocytopenia and other parameters are provided for each of the pedigrees separately.

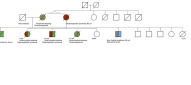

Supplementary Figure S2. Pedigrees of the FPDMM families D-G. Within the pedigrees, squares represent males; circles, females; the color legends for *RUNX1* mutation, thrombocytopenia and other parameters are provided for each of the pedigrees separately.

Supplementary Figure S3. Large (intragenic) deletion of exons 1-6 of the *RUNX1* gene that characterized pedigree C was detected using array-based comparative genomic hybridization. This alteration was not detected using mutation profiling by targeted amplicon-based next-generation sequencing.



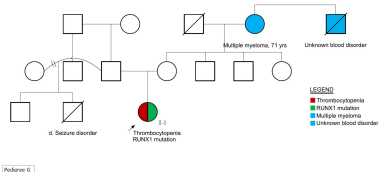
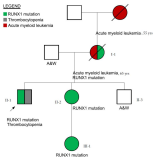
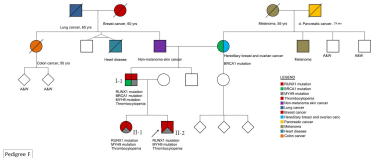
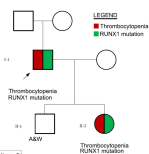
Problem

Problem

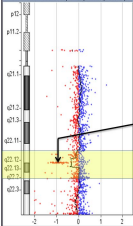


Problem

Problem



Chromosome View: chr21 (AMP: 0, GAIN: 0, LOSS: 1, OE)



Gene View: chr21: 30353274.75-3146213.25, 12.0 Mb

